


Communication Book



Your Mini Communication Book includes:

1 x Binder



3 x Insert
Pages (non-
tabbed)



1 x Sentence
Strip




8 x 100mm hook fastener strips

1 x 100mm loop fastener strip

1 x 10mm hook & 1 x 10mm loop fastener strip

Assembly Instructions




Inside of Back Cover

Apply one strip of 100mm hook fastener across the inside of the back cover to hold the Sentence Strip™

Insert Pages

Apply one strip of 100mm hook fasteners onto the front and back of each page



Sentence Strip™

Apply one strip of 100mm hook fastener to the front of the Sentence Strip™ and one strip of 100mm loop fastener to the other side and attach it to the book

Closure

Apply 10mm piece of hook/loop fastener to the inside of the front and back cover to keep the book closed when not in use

