
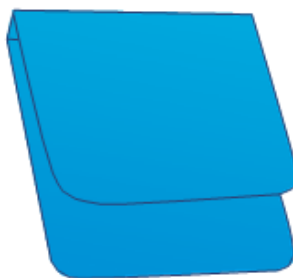


Communication Book



Your Small Communication Book includes:

1 x Binder



2 x Insert Pages
(non-tabbed)



1 x Sentence Strip



19 x 100mm hook fastener strips

24 x 75mm hook fastener strips


1 x 100mm loop fastener strip

1 x 140mm hook fastener strip

Assembly Instructions

Front Cover

Apply six strips of 100mm hook fasteners



Inside of Front Cover

Apply six strips of 100mm hook fasteners

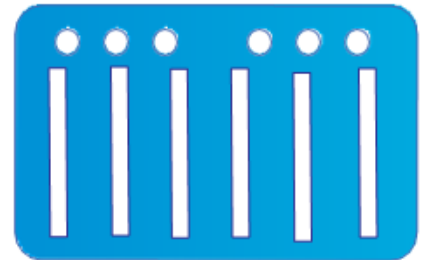
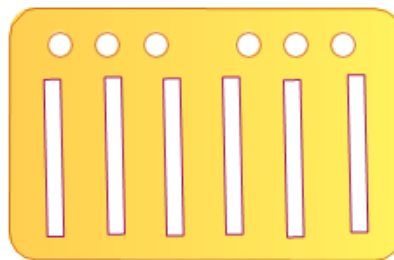
Inside of Back Cover

Apply six strips of 100mm hook fasteners.
Apply one 100mm hook fastener
horizontally across bottom to attach
Sentence Strip™



Insert Pages

Apply six strips of
75mm hook fasteners
onto the front and
back of each page



Sentence Strip™

Apply one strip of 140mm hook fastener to the
front of the Sentence Strip™ and one strip of
100mm loop fastener to the other side and
attach it to the book